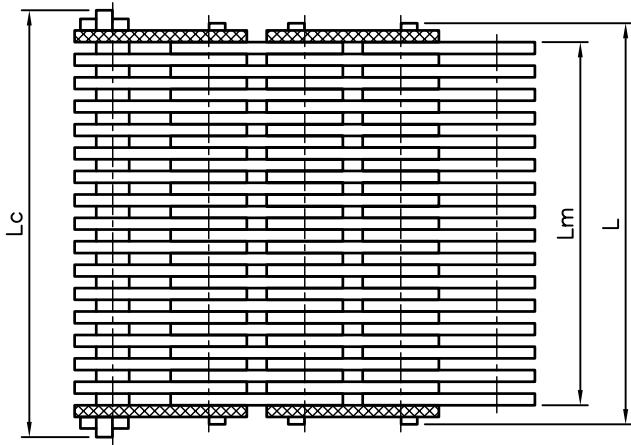
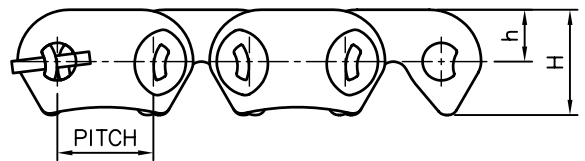
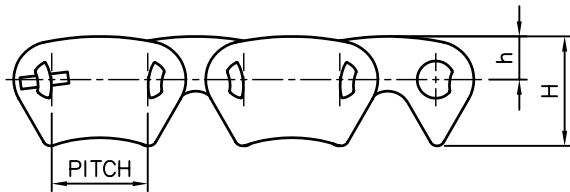
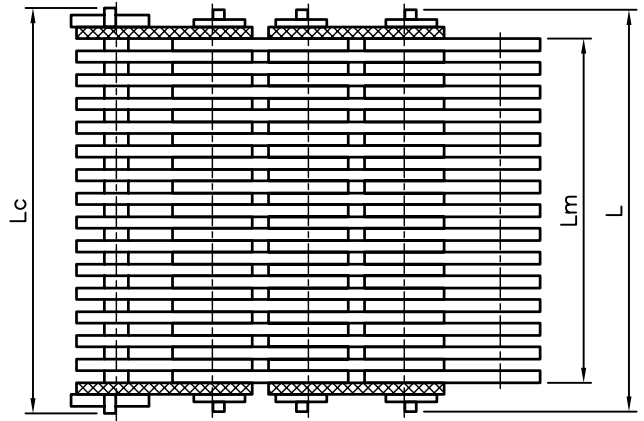


TYPE A



TYPE B



EXCEL CHAIN FOR HIGHER PERFORMANCE (INTERCHANGEABLE WITH RAMSEY RPV CHAINS)

PITCH (in)	CHAIN TYPE	CHAIN No.	WIDTH (in)	AVERAGE ULTIMATE TENSILE STRENGTH (lbs)	HEIGHT ABOVE PITCH LINE h (in)	HEIGHT H (in)	DISTANCE BETWEEN GUIDES Lm (in, min.)	RIVET PIN LENGTH L (in)	CONNECTING PIN LENGTH Lc (in)	CHAIN WEIGHT (lbs/ft)
3/8 inch	A	HV303	3/4	5625	0.169	0.428	0.685	0.895	1.029	0.65
		HV304	1	7500			0.937	1.147	1.281	0.86
		HV306	1 1/2	11250			1.441	1.651	1.785	1.30
		HV308	2	15000			1.945	2.155	2.289	1.73
		HV312	3	22500			2.945	3.155	3.289	2.59
1/2 inch	A	HV404	1	10000	0.225	0.570	0.937	1.147	1.281	1.15
		HV406	1 1/2	15000			1.441	1.651	1.785	1.73
		HV408	2	20000			1.945	2.155	2.289	2.30
		HV412	3	30000			2.945	3.155	3.289	2.45
		HV416	4	40000			3.945	4.155	4.289	4.60
3/4 inch	A	HV606	1 1/2	22500	0.387	0.855	1.432	1.703	1.867	2.60
		HV608	2	30000			1.932	2.203	2.367	3.50
		HV612	3	45000			2.932	3.203	3.367	5.20
		HV616	4	60000			3.932	4.203	4.367	6.90
		HV620	5	75000			4.932	5.203	5.367	8.60
1 inch	A	HV808	2	40000	0.450	1.140	1.892	2.785	2.545	4.60
		HV812	3	60000			2.892	3.785	3.545	6.90
		HV816	4	80000			3.892	4.785	4.545	9.20
		HV820	5	100000			4.892	5.785	5.545	11.50
		HV824	6	120000			5.892	6.785	6.545	13.80
1 1/2 inch	B	HV1212	3	90000	0.810	1.645	2.621	3.315	3.355	10.40
		HV1216	4	120000			3.621	4.315	4.355	13.80
		HV1220	5	150000			4.621	5.315	5.355	17.30
		HV1224	6	180000			5.621	6.315	6.355	20.70
		HV1612	3	120000			2.508	3.400	3.422	13.80
2 inch	B	HV1616	4	160000	1.080	2.193	3.508	4.400	4.422	18.40
		HV1620	5	200000			4.508	5.400	5.422	23.00
		HV1624	6	240000			5.508	6.400	6.422	27.60

Note : 1). Offset links are not available .
 2). Widths other than listed are available upon request.